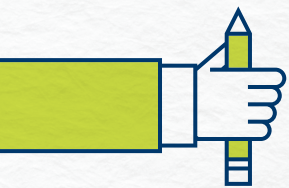
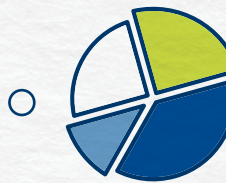


# Wider Subject Choice

Curro values each learner's unique interests and life goals, empowering them to pursue their passions. With our innovative approach to education through our wider subject choice offering, Curro Choice, we offer a range of diverse subjects to all Curro high school learners in order for them to customise and personalise their educational journey.



## ENGINEERING GRAPHICS AND DESIGN (EGD)



**Available to:**

Grades 10 to 12 learners (IEB and NSC)

### AN OVERVIEW

The study of EGD equips you to produce drawings required in the mechanical, civil and electrical technology industries. You will be taught a range of drawing techniques and skills through academic and technical application. As an EGD learner, you need to be diligent, patient and have a keen eye for detail.

### CAREER PATHS


EGD provides you with the fundamental knowledge and drawing skills required in the following professions: architecture, most engineering fields (e.g. civil, mechanical, aviation, maritime, agricultural, mining, etc.), medical technical field, industrial design, landscape architecture, quantity surveying, building management, city planning, land surveying, teaching, graphic illustration, model building (scale models), and draftsmanship.

### WHAT YOU CAN EXPECT FROM THIS PROGRAMME

- Mechanical and civil drawings are the main focus areas.
- Specific, basic content and concepts within the contexts of mechanical and civil technology are taught.
- You will learn a range of instrument and freehand drawing techniques and skills.
- The solving of technological problems through graphical drawings is a key focus area.

- You will receive an introduction to CAD as a tool to assist you with drawings.
- You will need dedication and commitment to complete all of the required drawings and sections of work.
- All EGD learners are required to use specific drawing equipment such as protractors and stencils. The drawing-equipment list will be provided to all EGD learners and the items can be purchased at any stationery shop.


## DRAWING EQUIPMENT AND INSTRUMENTS



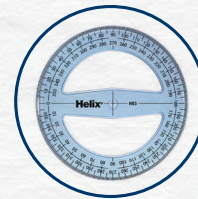
A3 drawing board



Compass




Set squares (triangles) 45° as well as 30°/60°



Protractor




Mechanical 'clutch' pencil(s)  
0,3 mm or 0,5 mm  
(2H lead hardness)



Circle stencil



Mechanical colour pencils  
(Optional)



Erasing shield

## WEBSITES TO VISIT FOR DRAWING EQUIPMENT/INSTRUMENTS

### HSE Technical Education Solutions

<http://hsecc.co.za/drawingpackages.html>

### JPEGD (JP Engineering Graphics & Design)

<https://www.jpegd.co.za/collections/drawing-instruments>

### Statesman Stationery

<https://www.statesman.co.za/search-results?q=technical%20drawings>

Alternatively, visit any stationery shop, such as PNA, to purchase the drawing equipment that you require.

## Interested?

Speak to your head of high school or contact us at [subjects@curro.co.za](mailto:subjects@curro.co.za).