

# CODING IN THE EARLY YEARS

Fine motor development, eye-hand coordination,  
pre-reading development, patterns and pattern recognition

Early Coding is based on pattern and pattern recognition.  
The activities below will help strengthen these skills.

## 1. DESIGN YOUR OWN MODEL

Using any building blocks you have, invite your child to build a model – in any shape your child likes! Encourage your child to share with you what that model's superpower is. You can ask open-ended follow-up questions about which parts of the model move and what the purpose of the model is.




## 2. SORTING BASED ON COLOUR

Encourage your child to sort a selection of the blocks into their different colours. The curious child might wonder about the purpose of the activity. For them, begin with a question like 'how many red blocks are there?' Help them to see that the best way to count the red blocks is to sort them first. Once the blocks are sorted, ask your child questions.

- How many red/blue/green blocks are there?
- Which pile has more blocks in it, the red or the green?
- Which pile has the most/least blocks?
- Which pile(s) has fewer blocks than the red pile?

If your child is still new to colours and counting, this is a good opportunity to learn. However, you can also remove the need for that vocabulary by asking them simply to point to the pile in question and allow them to judge based on the actual size of the pile.

**Enrichment:** If your child shows a particular interest in this activity, ask them to further divide by shape.



### 3. BUILDING A PATTERN

Once the blocks are sorted, invite your child to create a pattern. Perhaps something like two red blocks, then a blue block, and lastly a green block, all aligned next to each other, left to right. Ask them to replicate this pattern.


**Enrichment:** You could build a pattern of your own and then ask your child to spot the differences between the two patterns.

#### A note about participation

Don't be discouraged if your suggestions are not met with enthusiasm. These activities work best if your child has already shown an interest in playing with blocks at that moment. Meet your child where they are at. This might not be a good time for blocks. In that case, put this activity in your back pocket and use it another time.

#### Have a pegboard?

Pegboards allow your child to build a wide variety of patterns. Begin with a simple pattern such as ABAB or ABCABC. Encourage your child to replicate those patterns. As your child gains confidence, encourage them to create more complex patterns.



#### Table setting

This is a form of patterning. Ask your child to set the table putting the utensils in the right place.

